

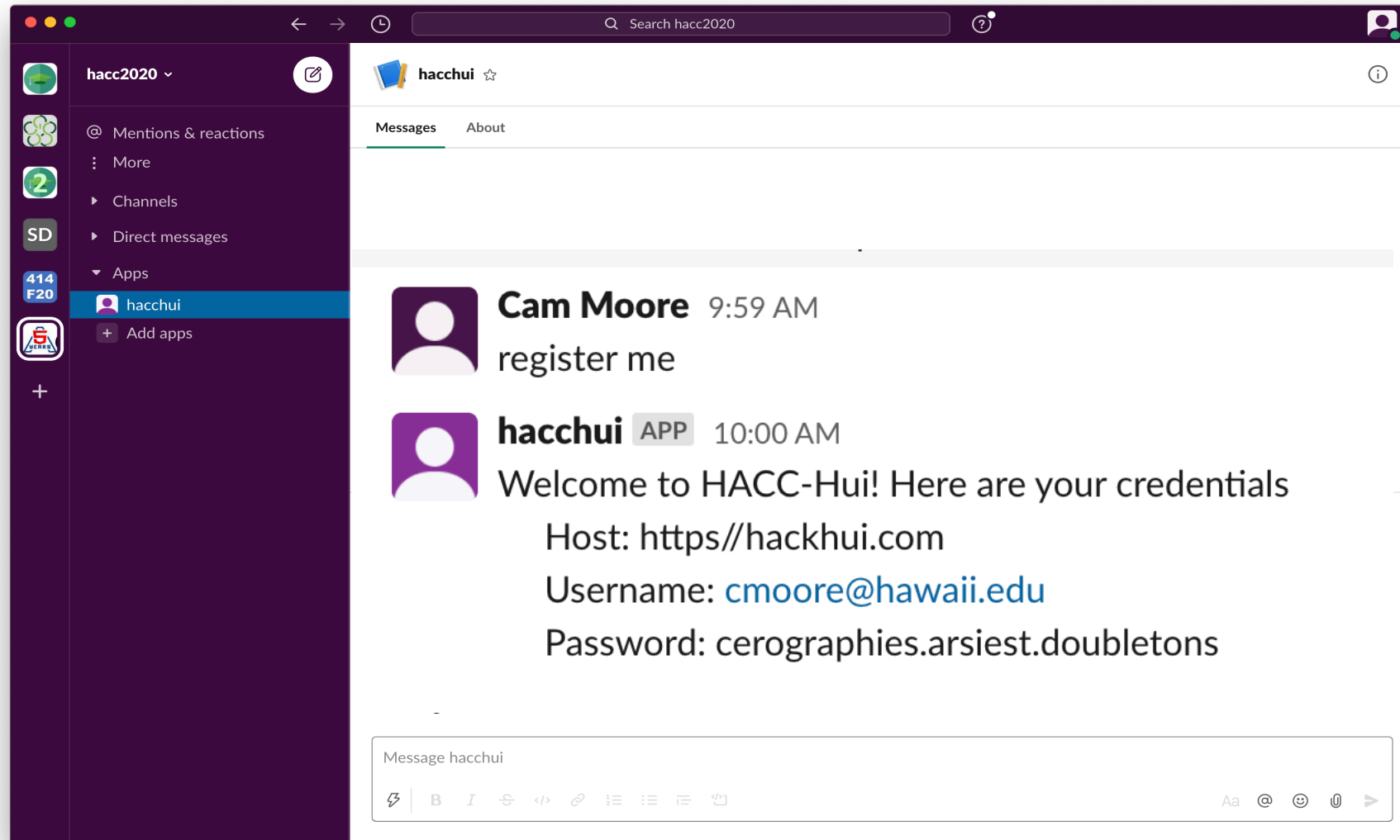
HACC-Hui

Simplifying team formation for HACC 2020

Cam Moore

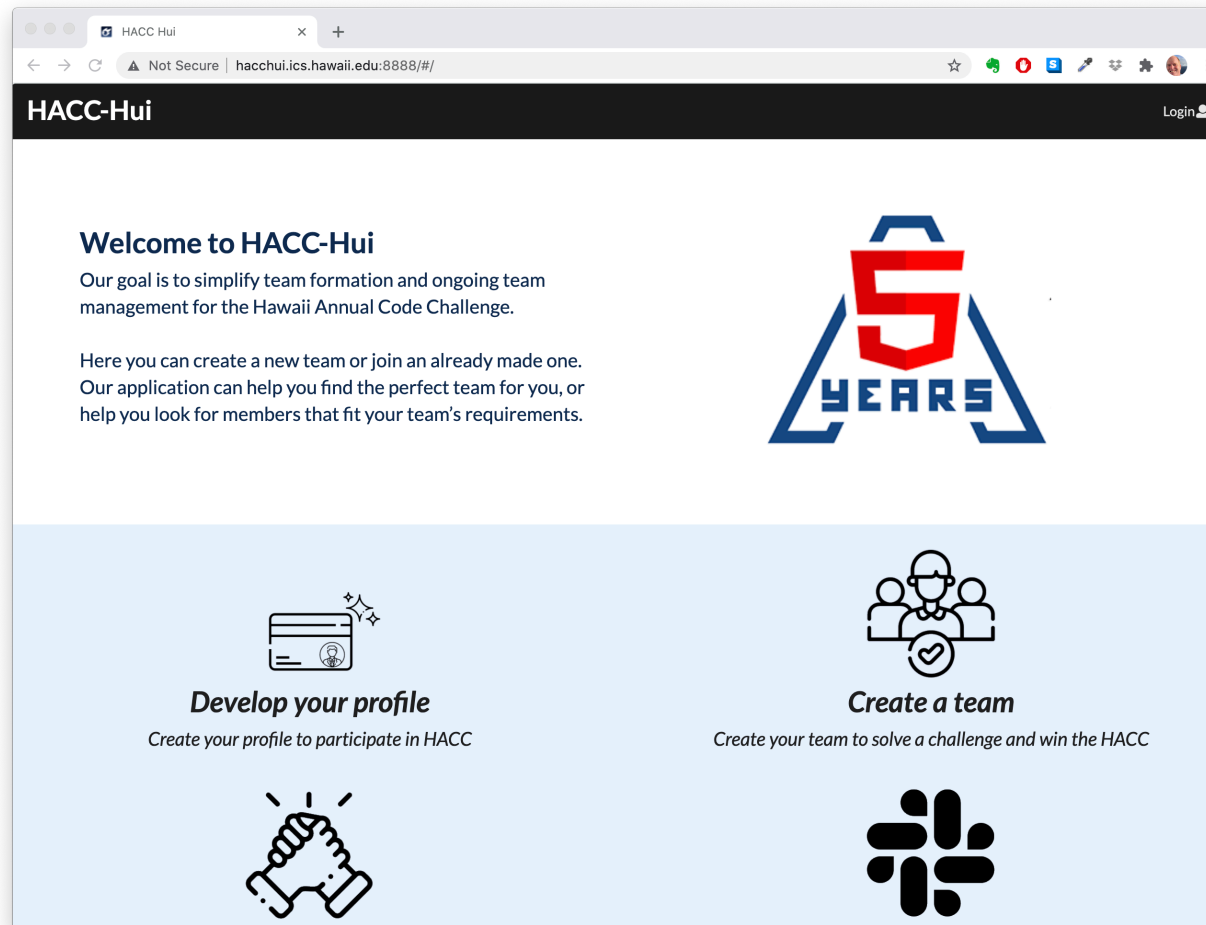
Department of Information and Computer Sciences
University of Hawaii, Manoa

Registering with hacchui slackbot



Go to the HACC-Hui website

- <http://hacchui.ics.hawaii.edu:8888>

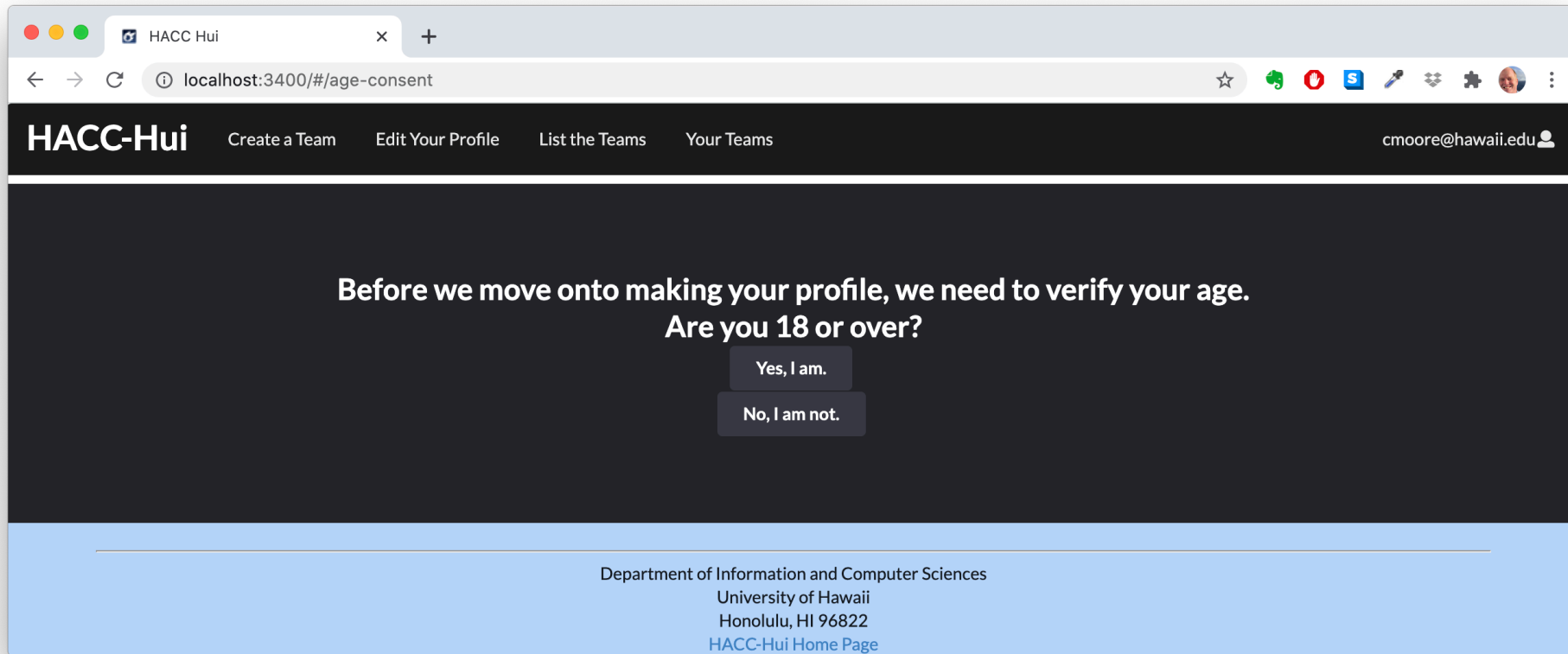


Login with your credentials

The screenshot shows a web browser window with the following elements:

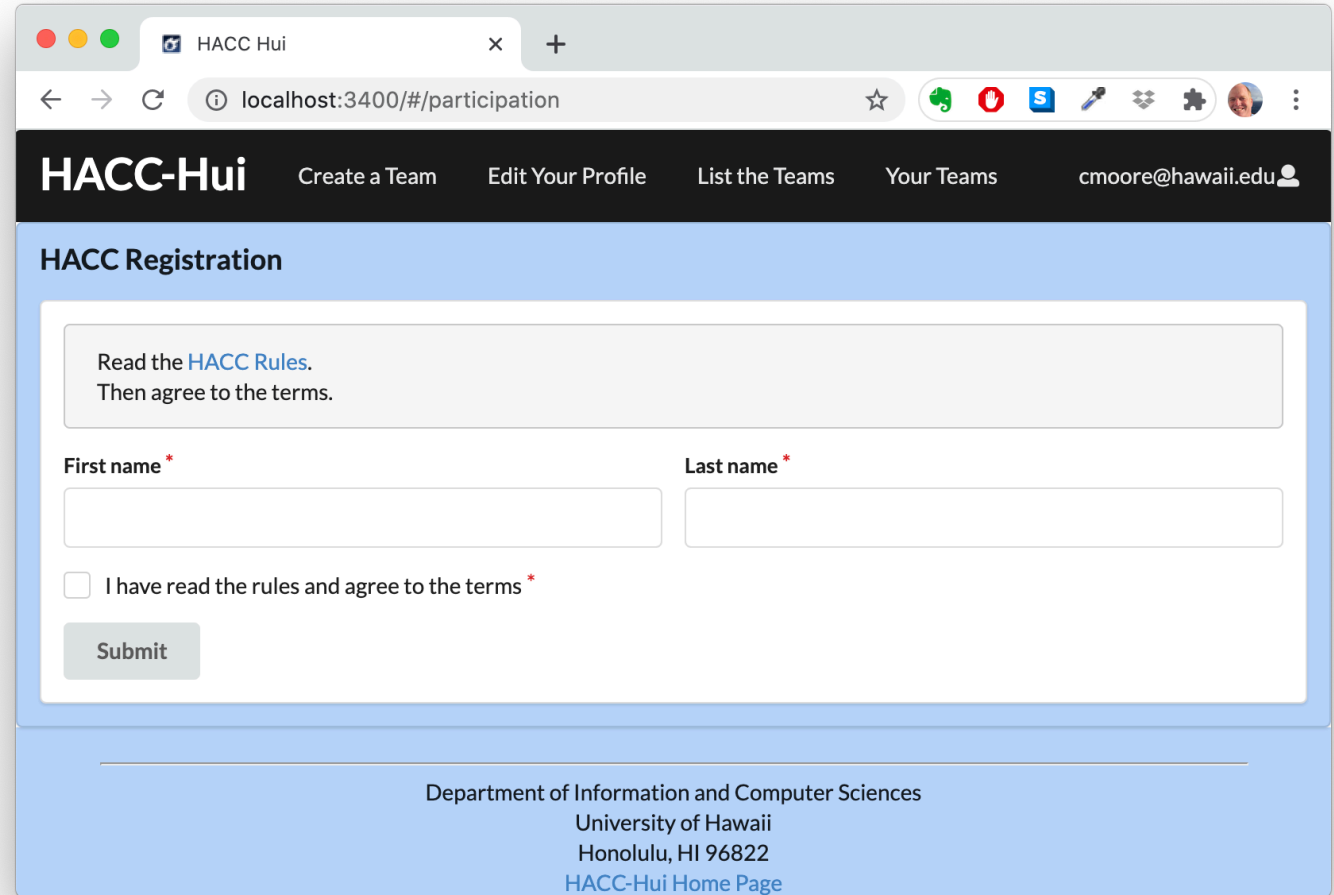
- Browser Tab:** HACC Hui
- Address Bar:** localhost:3400/#/signin
- Header:** HACC-Hui (left) and Login (right)
- Main Content:**
 - Heading: Login to your account
 - Form:
 - Label: Email
 - Input: cmoore@hawaii.edu
 - Label: Password
 - Input: [masked with dots]
 - Button: Submit
- Footer:** Department of Information and Computer Sciences, University of Hawaii, Honolulu, HI 96822, HACC-Hui Home Page
- Bottom Left:** hacc-hui.github.io

Answer the age question



Accept the terms

- Minors need parent/guardian approval



The screenshot shows a web browser window with the URL `localhost:3400/#/participation`. The page title is "HACC-Hui" and the navigation bar includes links for "Create a Team", "Edit Your Profile", "List the Teams", "Your Teams", and a user profile for "cmoore@hawaii.edu". The main content area is titled "HACC Registration" and contains a form with the following elements:

- A text box containing the instruction: "Read the [HACC Rules](#). Then agree to the terms."
- Two input fields labeled "First name *" and "Last name *".
- A checkbox labeled "I have read the rules and agree to the terms *".
- A "Submit" button.

The footer of the page provides contact information for the Department of Information and Computer Sciences at the University of Hawaii, Honolulu, HI 96822, and includes a link to the "HACC-Hui Home Page".

Fill out your profile

The screenshot shows a web browser window with the URL `localhost:3400/#/create-profile`. The page title is "HACC-Hui" and the user is logged in as `cmoore@hawaii.edu`. The main heading reads: "Hello Cam, this is your first time to login, so please fill out your profile".

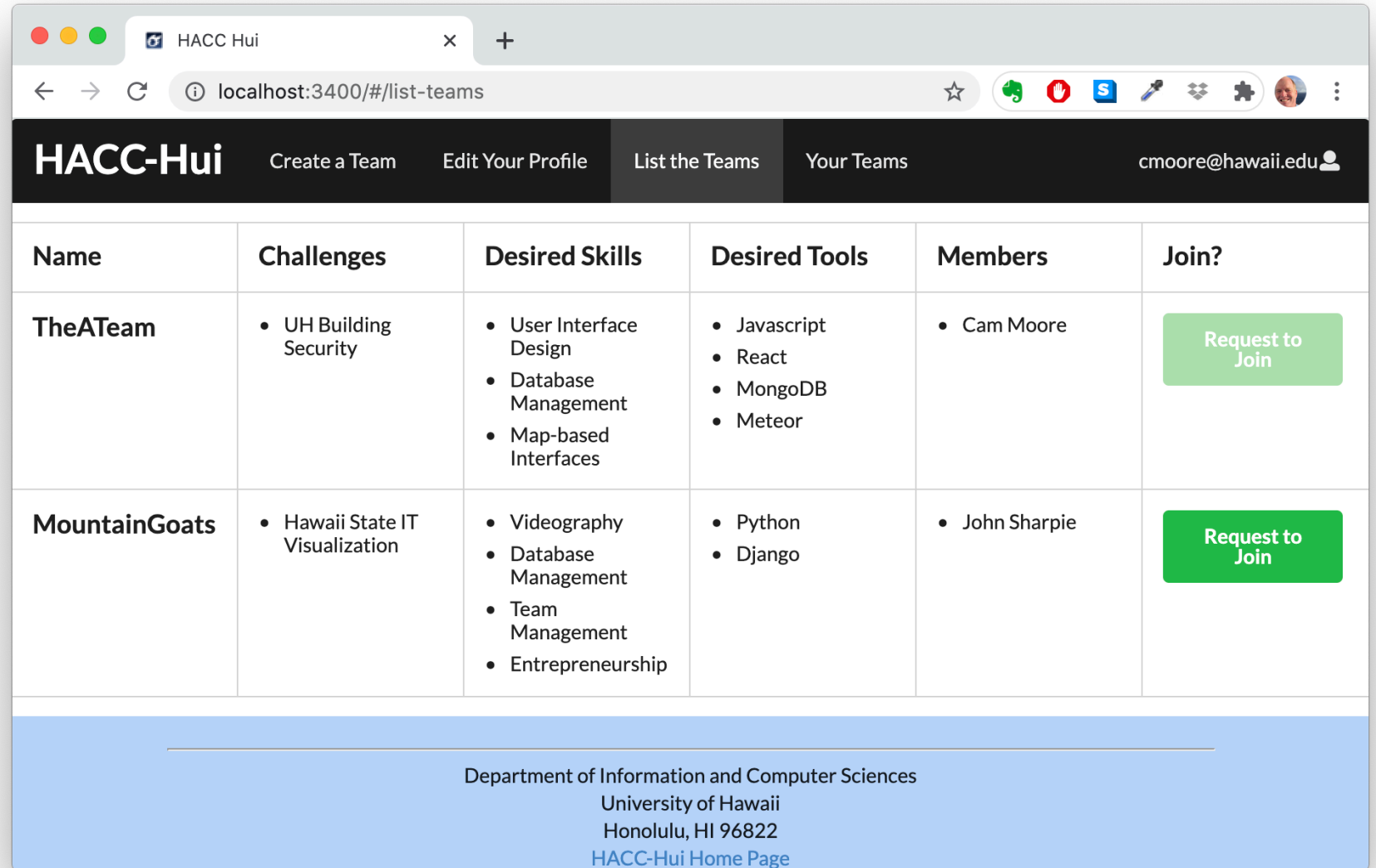
The form contains the following fields and sections:

- Username:** `cmoore@hawaii.edu` (with a red asterisk indicating it is required). A checkbox labeled "Is compliant" is checked.
- First name:** `Cam` (with a red asterisk).
- Last name:** `Moore` (with a red asterisk).
- Demographic level:** A dropdown menu currently showing "Professional".
- Linked in:** `https://www.linkedin.com/in/cam-moore-9a5213/`
- Git hub:** `https://github.com/cammoore`
- Website:** An empty text input field.
- About me:** A large text area for a bio, currently empty.
- Challenges:** A dropdown menu.
- Interests:** A dropdown menu.
- Skills:** A dropdown menu.
- Tools:** A dropdown menu.

A "Submit" button is located at the bottom left of the form area. The footer of the page, in a blue bar, reads: "Department of Information and Computer Sciences, University of Hawaii".

Check out the teams

- You can ask to join
- A DM is sent to all the team members
- The team owner can invite you to join

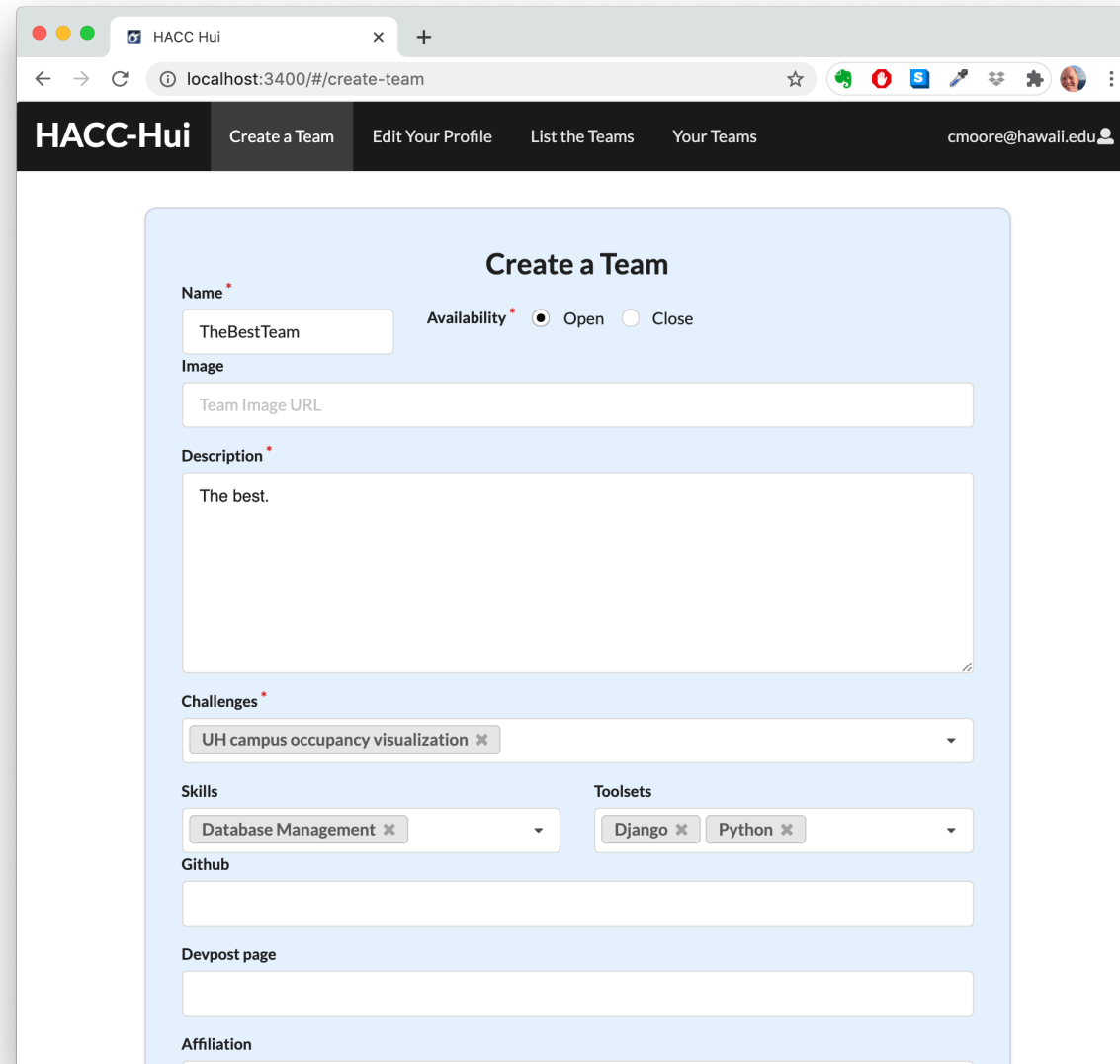


The screenshot shows a web browser window with the URL `localhost:3400/#/list-teams`. The page title is "HACC-Hui" and the navigation bar includes links for "Create a Team", "Edit Your Profile", "List the Teams", and "Your Teams". The user's email is `cmoore@hawaii.edu`. The main content is a table with the following data:

Name	Challenges	Desired Skills	Desired Tools	Members	Join?
TheATeam	<ul style="list-style-type: none">• UH Building Security	<ul style="list-style-type: none">• User Interface Design• Database Management• Map-based Interfaces	<ul style="list-style-type: none">• Javascript• React• MongoDB• Meteor	<ul style="list-style-type: none">• Cam Moore	Request to Join
MountainGoats	<ul style="list-style-type: none">• Hawaii State IT Visualization	<ul style="list-style-type: none">• Videography• Database Management• Team Management• Entrepreneurship	<ul style="list-style-type: none">• Python• Django	<ul style="list-style-type: none">• John Sharpie	Request to Join

At the bottom of the page, there is a footer with the following text: Department of Information and Computer Sciences, University of Hawaii, Honolulu, HI 96822, and a link to the HACC-Hui Home Page.

Create Your Own Team



The screenshot shows a web browser window with the URL `localhost:3400/#/create-team`. The page title is "HACC-Hui" and the user is logged in as `cmoore@hawaii.edu`. The main content is a "Create a Team" form with the following fields:

- Name ***: Text input containing "TheBestTeam".
- Availability ***: Radio buttons for "Open" (selected) and "Close".
- Image**: Text input for "Team Image URL".
- Description ***: Text area containing "The best.".
- Challenges ***: Tagged input containing "UH campus occupancy visualization".
- Skills**: Tagged input containing "Database Management".
- Toolsets**: Tagged input containing "Django" and "Python".
- Github**: Empty text input.
- Devpost page**: Empty text input.
- Affiliation**: Empty text input.

Questions